

# MBH Aktív Alfa Abszolút Hozamú Származtatott Alap

(MBH „Active Alfa” Total Return Derivative Fund)



Monthly Fact Sheet – 28 February 2025

www.mbhalapkezezo.hu


## Investment policy

The investment objective of the fund is to achieve higher return than the annual minimum return limit set in the fund's management regulations. The Fund is unconstrained in its investment universe, it can invest in: deposits, equities, debt securities, collective investment securities and derivatives. The Fund is managed in a very flexible, absolute return approach, which means the Fund Manager actively adapts the Fund's holding to the changing market environment. The Fund may use derivatives for optimal portfolio construction.

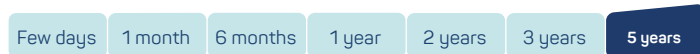
## Recommended for

those who would like to optimize the return on their long-term investments while taking reasonable risks; those who are looking for a flexible and liquid form of investment; those who are looking for a flexible form of investment which is capable to adapt to changing market conditions; those who invest to achieve long-term goals, typically beyond a 5-year time horizon (eg retirement goal; purchase of real estate, etc.)

## Aggregate risk indicator



## Recommended investment horizon



## Performance

	3 months	6 months	1 year	3 years	5 years	Since launch date	2024	2023	2022	2021	2020
Fund	5.09%	9.35%	16.16%	14.56%	10.64%	6.14%	14.71%	19.99%	3.44%	9.13%	0.49%
Threshold return	1.43%	3.23%	6.97%				7.35%	8.82%			

Based on net asset value/unit, after deduction asset management fee, custody fee and other charges, over one year period annualized yield rates. Yields and performance of past periods do not guarantee future performance of the fund.

## Portfolio manager



Czipra Gábor  
portfolio manager

He graduated from the Corvinus University of Budapest with a degree in finance in 2007, then started his professional career at Aegon Fund Management as a junior portfolio manager, and later as an active bond manager in insurance and fund asset management at the national and regional level. From the beginning of 2012, he continued at Takarékszövetkezet Fund Management as an investment manager. He joined the team of MKB Investment Fund Management at the beginning of 2016, where he was responsible for managing bond and absolute yield portfolios, and is currently performing this activity as a member of the MKB-Pannónia Fund Management team. In the 2019 Privátbankár.hu Klasszis professional competition, the funds managed by it took first place: in the Best Absolute Yield Non-Derivative Fund and Best Advanced Market Equity Fund categories.

## Key facts

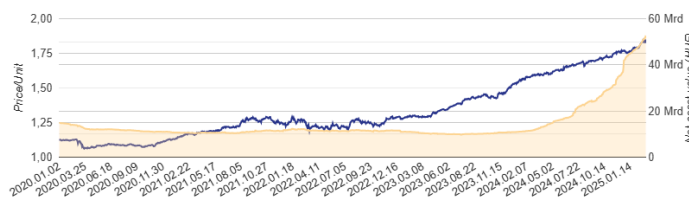
ISIN	HU0000714225
Currency of the fund	HUF
Launch date	October 1, 2014
Fund type	absolute return fund
Settlement date	T+3 banking day
Net Asset Value	52,716,255,410
Price/Unit	1.858429
Threshold return	annual 4,93%

## Risk indicators of the Fund

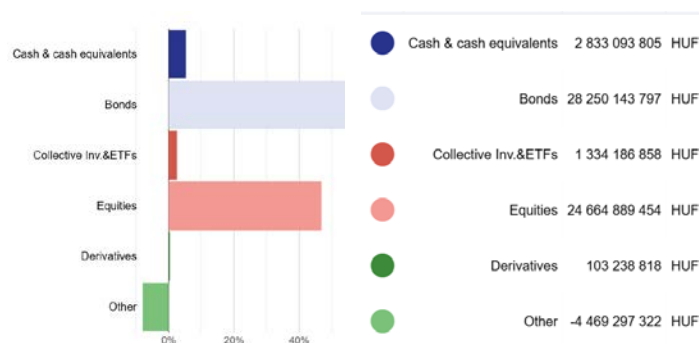
Net risk exposure	107,21%
Max Draw Down since inception	-8.0%

	6 months	1 year	3 years
Standard deviation	2.8%	4.1%	5.6%
Sharpe Ratio	2.53	2.48	1.02

## Net asset value and price/unit



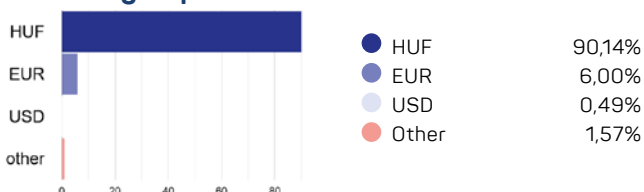
## Portfolio breakdown



## Top holdings over 10%

BTF 0 04/16/25  
MTELMOM

## Net currency exposure



## Investment activity

During the period local equity exposure decreased because of the capital inflow, meanwhile we have decreased the duration of the fixed income portfolio tactically. Foreign currency exposure underhedged in the portfolio to Hungarian forint by selling forint. We plan to increase the trading activity in the portfolio because of the overbought equity market and treaty debate.

## Glossary

**Unit Price (Net Asset Value per Unit):** shows how much of the Fund's assets are available per unit, at which value units can be purchased or redeemed. We present the unit price according to the date of preparation of the report - the last distribution day of the previous month.

**Settlement:** how long after the purchase / redemption order the financial settlement takes place. (Eg: in the case of day T + 3, the transaction will be settled according to the unit price valid on the 3rd trading day after the order is placed.)

**Investment period:** the investment period is usually divided into short, medium and long term. In the short term, they typically think for a period of about one year, in the medium term for a period of about one to three years, and in the long term for more than 5 years. The recommended minimum investment period is determined in relation to the Fund's risk (the degree of historical exchange rate fluctuations experienced).

**ISIN:** (International Securities Identification Number): a unique international identifier for securities.

**Aggregate risk indicator:** provides guidance on the risk level of this product relative to other fund products. It shows how likely this product is to cause a financial loss because of the market movements or because we cannot pay you. The indicator is based on the fluctuations in daily returns of the retrospective values modelled on the Fund's theoretical portfolio composition over the past 10 years. Lower values typically mean lower risk and lower expected returns, while towards higher values the risk and expected return increase. This classification may change over the life of the Fund.

**Net asset value:** the assets of investment funds less the value of their liabilities, the market value of the total assets managed by the fund. We present a value determined according to the date of preparation of the report - the last distribution day of the previous month.

**Portfolio:** means the composition and totality of the assets held by investment funds.

**Standard deviation:** the average deviation of the yields from the average value, ie the fluctuation of the daily yields achieved in the past, the table shows data (6 years, 1 year and 3 years) looking back from the date of reporting - the last distribution day of the previous month .

**Sharpe ratio:** the ratio of excess return over risk-free return to standard deviation, the table shows data for the 6-month, 1-year and 3-year periods from the date of reporting to the date of reporting - the last trading day of the previous month.

**Max Drawdown Indicator:** Shows the percentage of the largest rate drop since the start of the Fund compared to the highest exchange rate value achieved in the past.

## Legal disclaimer

More detailed information about the costs related to distribution (purchase, holding, redemption) of investment units, the risks and investment policy of the Fund, is available in the Fund's Prospectus and Management Policy, as well as at the distribution places. Information provided in this document is not exhaustive, so in order to make a well-informed investment decision, please read carefully sections about the Fund's potential risks and detailed terms and conditions in the Fund's Prospectus, Management Policy and Key Investor Information, as well as the actual Fund related sections of the investment services and ancillary services policy of the relevant distributor, and inquire about the cost of registering the investment units in a securities account. Only mutual understanding of these documents and information ensures to make a conscious decision about whether investing into the Fund is in line with the investor's risk tolerance!

The informative documentation is available on the website [www.mbalapkezezo.hu](http://www.mbalapkezezo.hu) and at the distribution places of the relevant distributors.

This document is a marketing communication material according to 55 of Section (1) Paragraph 4 of the Act on Collective Investment Trust and Their Managers, and on the Amendment of Financial Regulations, but does not mean any offer for distribution, and is not an investment- or a taxing advice.

The Fund Manager is MBH Alapkezelő Zrt. (number of supervisory licence: **H-EN-III-22/2022**), Chief Distributor of the Fund is MBH Bank Nyrt. (number of supervisory licence: H-EN-I-57/2023., member of the Budapest Stock Exchange).