

Investment policy

The Fund invests its assets in the hope of achieving a balanced return, taking moderate currency risks and investing in the broadest risk profile available. The Fund takes or may take a significant part of its currency risk exposure through exchange-traded and OTC derivative contracts. The Fund's strategic objective is to provide returns competitive with money market funds in all capital market environments over a 3-year horizon. The Fund seeks to use currency, interest rate and securities transactions, in addition to derivative transactions, to develop its positions in line with prevailing market trends and to anticipate them in order to enhance the value of the capital invested by its investors over the medium term. The Fund may also take leveraged positions up to the limit set for derivative funds in the legislation and may take net short positions. The Fund therefore runs a different risk from the average. The Fund Manager undertakes to select for the Fund, with a high degree of freedom, the instruments which it considers to be a good investment in the given market environment.

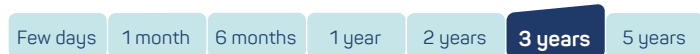
Recommended for

We recommend the fund to investors with a medium risk tolerance who wish to achieve a return on their invested capital over a 3-year period in excess of the return on deposits and money market investments, but who are not sensitive to possible adverse returns for a few months, and who do not wish to follow the markets on a daily basis and accordingly reallocate their savings from the money and bond markets to the equity markets and back, but would prefer to entrust this to financial professionals. The recommended minimum investment period is 3 years.

Aggregate risk indicator



Recommended investment horizon



Performance

	3 months	6 months	1 year	3 years	5 years	Since launch date	2023	2022	2021	2020	2019
Fund	3.49%	10.38%	18.47%	12.30%	12.38%	2.78%	25.18%	-0.02%	13.94%	16.37%	2.58%
Threshold return											

Based on net asset value/unit, after deduction asset management fee, custody fee and other charges, over one year period annualized yield rates. Yields and performance of past periods do not guarantee future performance of the fund.

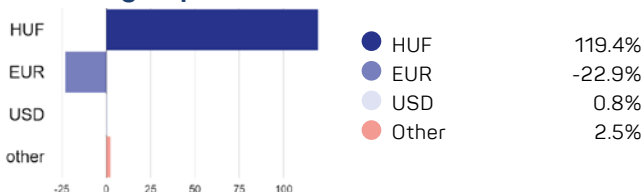
Portfolio manager



Bene Zsombor
portfolio manager

He obtained his degree from the Faculty of Business Administration at Corvinus University of Budapest, specializing in Investment Analysis within the Finance program. In 2013, he was accepted into the K&H Bank Zrt. Karrierstart! program and from the summer of 2014, he worked at K&H Asset Management Zrt., initially dealing with equity analysis of domestic and regional companies, and from 2017 he was responsible for managing international equity funds. From the summer of 2019, he managed domestic and regional equity funds, as well as an absolute return fund, and was a decision-making member of the KBC Group's equity strategy committee. In 2018, he obtained a CFA diploma. Since 2019, he has been a guest lecturer at Budapest Corvinus University. From May 2021, he has been a stock portfolio manager at Budapest Fund Management Co. Ltd.

Net currency exposure



Key facts

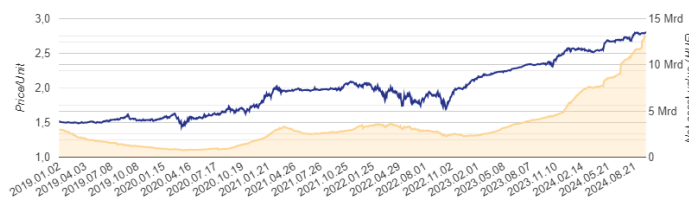
ISIN	HU0000702741
Currency of the fund	HUF
Launch date	February 22, 1995
Fund type	absolute return fund
Settlement date	T+3 banking day
Net Asset Value	13,113,593,582
Price/Unit	2.788146
Threshold return	annual 6,74%

Risk indicators of the Fund

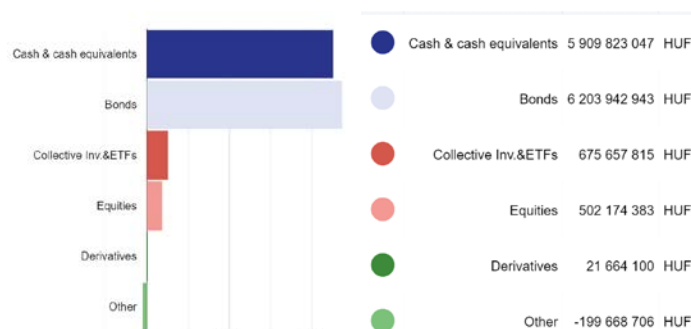
Net risk exposure	100.93%
Max Draw Down since inception	-33.08%

	6 months	1 year	3 years
Standard deviation	3.8%	6.2%	11.8%
Sharpe Ratio	1.82	1.73	0.35

Net asset value and price/unit



Portfolio breakdown



Top holdings over 10%

Investment activity

In september the Fund declined 0.5%. The low volatility was due to the low equity exposure, which fluctuated around 4-5%. I sold the long held health care stocks from the Fund, and opened a delta hedged option positions as I expect higher volatility than it is currently priced in the option market. Regarding the bond positions I reduced the hungarian government bond position and bought corporate bonds of Romgaz. On the FX side the only position I have is the short EUR/HUF which I increased during the month.

Glossary

Unit Price (Net Asset Value per Unit): shows how much of the Fund's assets are available per unit, at which value units can be purchased or redeemed. We present the unit price according to the date of preparation of the report - the last distribution day of the previous month.

Settlement: how long after the purchase / redemption order the financial settlement takes place. (Eg: in the case of day T + 3, the transaction will be settled according to the unit price valid on the 3rd trading day after the order is placed.)

Investment period: the investment period is usually divided into short, medium and long term. In the short term, they typically think for a period of about one year, in the medium term for a period of about one to three years, and in the long term for more than 5 years. The recommended minimum investment period is determined in relation to the Fund's risk (the degree of historical exchange rate fluctuations experienced).

ISIN: (International Securities Identification Number): a unique international identifier for securities.

Aggregate risk indicator: provides guidance on the risk level of this product relative to other fund products. It shows how likely this product is to cause a financial loss because of the market movements or because we cannot pay you. The indicator is based on the fluctuations in daily returns of the retrospective values modelled on the Fund's theoretical portfolio composition over the past 10 years. Lower values typically mean lower risk and lower expected returns, while towards higher values the risk and expected return increase. This classification may change over the life of the Fund.

Net asset value: the assets of investment funds less the value of their liabilities, the market value of the total assets managed by the fund. We present a value determined according to the date of preparation of the report - the last distribution day of the previous month.

Portfolio: means the composition and totality of the assets held by investment funds.

Standard deviation: the average deviation of the yields from the average value, ie the fluctuation of the daily yields achieved in the past, the table shows data (6 years, 1 year and 3 years) looking back from the date of reporting - the last distribution day of the previous month .

Sharpe ratio: the ratio of excess return over risk-free return to standard deviation, the table shows data for the 6-month, 1-year and 3-year periods from the date of reporting to the date of reporting - the last trading day of the previous month.

Max Drawdown Indicator: Shows the percentage of the largest rate drop since the start of the Fund compared to the highest exchange rate value achieved in the past.

Legal disclaimer

More detailed information about the costs related to distribution (purchase, holding, redemption) of investment units, the risks and investment policy of the Fund, is available in the Fund's Prospectus and Management Policy, as well as at the distribution places. Information provided in this document is not exhaustive, so in order to make a well-informed investment decision, please read carefully sections about the Fund's potential risks and detailed terms and conditions in the Fund's Prospectus, Management Policy and Key Investor Information, as well as the actual Fund related sections of the investment services and ancillary services policy of the relevant distributor, and inquire about the cost of registering the investment units in a securities account. Only mutual understanding of these documents and information ensures to make a conscious decision about whether investing into the Fund is in line with the investor's risk tolerance!

The informative documentation is available on the website www.mbalapkezezo.hu and at the distribution places of the relevant distributors.

This document is a marketing communication material according to 55 of Section (1) Paragraph 4 of the Act on Collective Investment Trust and Their Managers, and on the Amendment of Financial Regulations, but does not mean any offer for distribution, and is not an investment- or a taxing advice.

The Fund Manager is MBH Alapkezelő Zrt. (number of supervisory licence: **H-EN-III-22/2022**), Chief Distributor of the Fund is MBH Bank Nyrt. (number of supervisory licence: H-EN-I-57/2023., member of the Budapest Stock Exchange).